



ISLANDS *Kontakt*

SPECIAL # 13 – 2020 V2 – 20 aur National Museum

Compiler: Jakob S. Arrevad: jsa@agadvokatfirma.dk with great acknowledgment to Orla Nielsen

This is a part of a series published online which summarizes, supplemented by recent discoveries, information published over the years in IslandsKontakt and elsewhere. We must all be grateful for the sustained efforts of all those who, over the years, as Editors or Authors have contributed to the gathering and dissemination of information relevant to the philately of Iceland.

THIS IS A WORKING DOCUMENT

			**	*	O	lux
117	20 aur red	(4.107.200)	900	340	10	35
117v1	Mirrored watermark		900	340	10	35
	1. printing (12-9-1925) (274-M)	(1.501.250)				
	2. printing (7-3-1928) (327-G)	(1.575.000)				
	3. printing (21-3-1929) (349-O)	(1.030.950)				
117v2	Window to the left of the door deform pos. 33		1200	600	150	-
117v3	Dot to the left of the window pos. 27		1200	600	150	-




Valid until 31-12-1946.


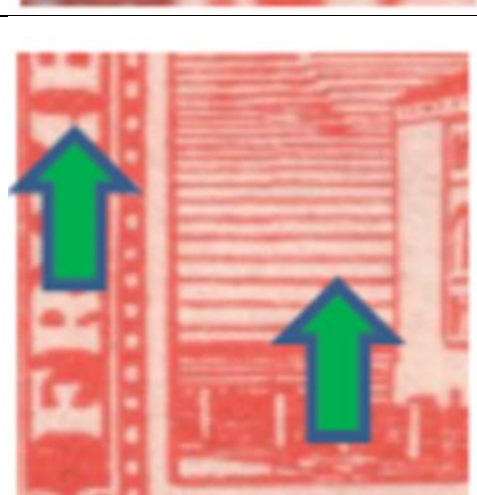

Perforated with small perforation needles, which often result in poor and irregular perforated stamps
Mirrored sheet watermark cross, Inverted watermark and Tollur cancellation – see:




www.graungaard.dk




The position is according to Orla Nielsen in first printing.



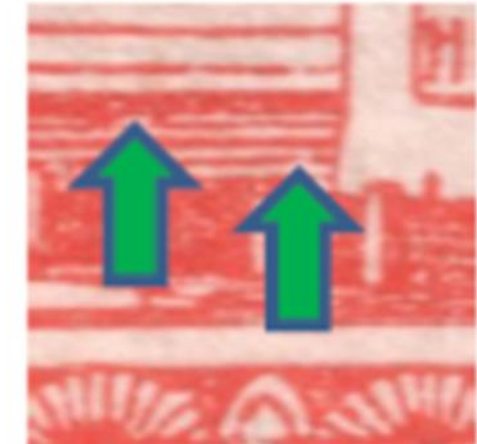




	<p>Pos. 8: "Skrå streg under S"</p>	<p>Pos. 8 "Slash line under S"</p>
	<p>Pos. 9: "Plet på ramme over ER i Øst"</p>	<p>Pos. 9 "dot on the frame over ER east"</p>
	<p>Pos. 10: "Lille bule på K i Øst"</p>	<p>Pos. 10 "litle bulp on K in east"</p>


	<p>Pos. 13: "Lille hak i rammefelt under RK i Vest"</p>	<p>Pos 13 "Small notch in the inside frame under RK in west"</p>
	<p>Pos. 14: "Plet i M's højre ben i Vest og lille plet på linie ud for 1.R i Vest"</p>	<p>Pos. 14 "Dot in the right leg of M in west an a small dor on the line right of the first R in west."</p>
	<p>Pos. 15: "Skrå streg over linier under I og "Vest for skorsten"</p>	<p>Pos. 15 "Slash over lines under I – West of the chimney "</p>


	<p>Pos. 16: "Streg over nedløbsrør t.h. for indgang"</p>	<p>Pos. 16 "Line over Downspouts right ogf the entrance"</p>
	<p>Pos. 17: "Hak i rammefelt under ER i Øst"</p>	<p>Pos. 17 "Notch in the frame under ER in east"</p>
	<p>Pos. 19: "Plet i luften under IS"</p>	<p>Pos. 19 "Dot in the air under IS"</p>




	<p>Pos. 21: "Prikker f.n. i SØ- blomst"</p>	<p>Pos. 21 "Dot in the southeast flower"</p>
	<p>Pos. 22: "Brud f.o. i rækværk i Vest"</p>	<p>Pos. 22 "Break at the top of railings in west"</p>
	<p>Pos. 23: "Lille prik mellem linier ud for 2.R i Vest"</p>	<p>Pos. 23 "Small dot between the lines left of second R in west"</p>




	<p>Pos. 25: "Antenne på taget"</p>	<p>Pos. 25 "Antenna on the roof"</p>
	<p>Pos. 27: "Plet t.h. for 4. vindue i stuen t.h. for ind- gangen"</p>	<p>Pos. 27 "Dot for the 4th window right from the entrance"</p>
	<p>Pos. 28: To brud i rækværk i Vest"</p>	<p>Pos. 28 Two breacks in the railings in west</p>




		
	<p>Pos. 29: "Lille plet mellem 1. R og bygning i Vest"</p>	<p>Pos. 29 Small dot between first R and the building</p>



	<p>Pos. 30: "To streger i NØ- blomst"</p> <p>Trollehoved i NØ Har også brud i sv i inder ramme mellem F og blomst</p>	<p>Pos. 30 Small lines in the northeast flower – an a break in the inner frame southwest between F and the flower</p>
--	---	---

	<p>Pos. 31: Brud i luft over gavltag i Øst"</p>	<p>Pos. 31 Fracture in the air over roof in east</p>
---	---	--

	<p>Pos. 33 "Brudt vindue t.v. for indgang"</p>	<p>Pos. 33 Broken window left o the intrance</p>
	<p>Pos. 36: "Plet lige under S"</p>	<p>Pos. 36 Red dot uner S</p>
	<p>Pos. 37: "Plet under næstsidste vindue t.h. i stuen"</p>	<p>Pos. 37 Dot under second last window right in the basement</p>


	<p>Pos. 38: "Skrå streg t.v. for øverste gavlvinduer"</p>	<p>Pos. 38 Slash bar to the left of the top gable window</p>
	<p>Pos. 39: "Plet under ornament i Vest"</p>	<p>Pos. 39 Red dot under the ornament in west</p>
	<p>Pos. 40: "Plet på Ø-ramme over 1.R"</p>	<p>Pos 40 Dot on the east frame ober the forst R</p>




	<p>Pos. 43: "Bulet S-ramme under 2 i værdioval"</p>	<p>Pos 43 Bulp in S frame under 2</p>
	<p>Pos. 44: Plet i luft under S og t.v. for skorsten"</p> <p>Se pos. 25 Pletter forekommer Placeret lidt forskelligt</p>	<p>Pos. 44 Dot left of the chimney</p> <p>See pos. 25 The position of the dot is a bit different</p>
	<p>Pos. 45: "Fane på F og plet på Ø-ramme ud for 2.R"</p>	<p>Pos. 45</p> <p>Little fane on F and dot oversecond R in east</p>




	<p>Pos. 46: "Lille plet under sidste I i Vest"</p>	<p>Pos. 47 Litle dot in West under last I</p>
	<p>Pos. 50: "Lille plet i ornament i SV"</p>	<p>Pos. 50 Litle dot in the ornament in southwest</p>


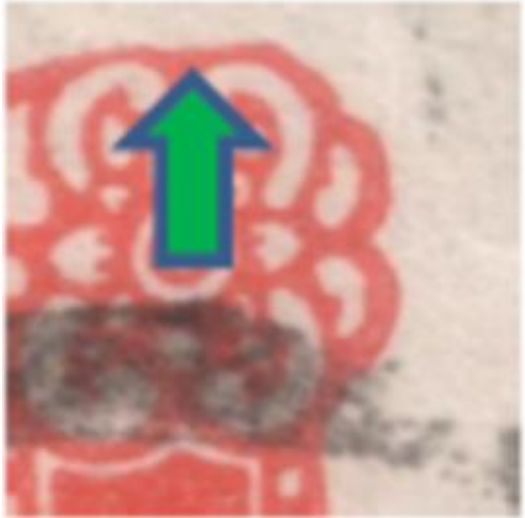

Ikke bestemte – position unknown




And this is a stamp to work on!!!




	<p>1. "NV-blomst med lille hvid plet til højre"</p>	<p>Northwest flower . dot to the right</p>
---	---	--




	<p>2.</p> <p>"Øverste hvide plet i NV forbundet med ramme"</p>	<p>The upper white dot in northwest connected to the frame</p>
	<p>3.</p> <p>"Stor plet under SL"</p>	<p>Dot under SL</p>
	<p>4.</p> <p>"Hak i N-ramme over N"</p>	<p>Cut in the frame north over N</p>

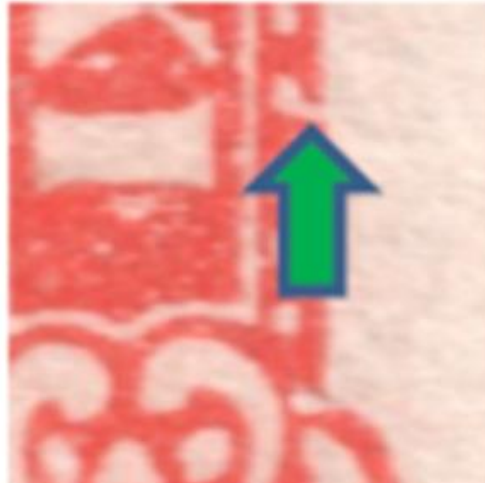


	<p>5.</p> <p>"Brud i ramme over N"</p>	<p>C ut in the frame from N</p>
	<p>6.</p> <p>"Streg i N og plet under N"</p> <p>I Island</p>	<p>Line in N and collar spot under N in Island</p>
	<p>7.</p> <p>"Plet i D"</p>	<p>Dot in D</p>





	<p>8.</p> <p>"Plet i ornament t.h. for D"</p>	<p>Collor dot in the ornament right of D</p>
	<p>9</p> <p>"NØ-blomst fladt afskåret for oven"</p> <p>Nok mest almindelig</p>	<p>Northeast flower fat in the top</p> <p>Probably rather common</p>
	<p>10.</p> <p>"Små prikker i NØ-blomst"</p>	<p>Small dots in northeast flower</p>




	<p>11.</p> <p>"Lille indbøjning af yderramme under NØ-blomst"</p>	<p>Small bend in the fram under northeast flower</p>
	<p>12.</p> <p>"Brud i ramme under F i Øst"</p>	<p>Cut in the frame under F in east</p>
	<p>13.</p> <p>"Bøjet fane på F i Øst"</p>	<p>Small tap on F in east</p>




	<p>14.</p> <p>"Plet under F i Øst"</p>	<p>Cut in inner frame under F</p>
	<p>15.</p> <p>"Hvid "hale" på 2.R i Øst"</p>	<p>White tale on second R in east</p>
	<p>16.</p> <p>"Plet over M i Øst"</p>	<p>Dot over M in east</p>





	<p>17.</p> <p>"Hvid plet i E i Øst"</p>	<p>White dot in E in east</p>
	<p>18.</p> <p>"Hak i ramme over IM i Øst"</p>	<p>Cut in the frame over IM in east</p>
	<p>19.</p> <p>"Hvid hale på sidste I i Øst"</p>	<p>White tale on the last I in east</p>


	<p>20.</p> <p>"Brud i ramme over sidste I i Øst"</p>	<p>Cut in the frame over last I in east</p>
	<p>21.</p> <p>"Farveprik i sidste I i Øst"</p>	<p>Red dot in the last I in east</p>
	<p>22.</p> <p>"Streg for neden i U og prik i R i værdioval"</p>	<p>Lines in U and a dot in R in AUR</p>


	<p>23.</p> <p>"Lille hak under A i værdioval"</p>	<p>Small cut under A in the numeral oval</p>
	<p>24</p> <p>"Hak i værdioval under 20"</p>	<p>Cut under "20" in the numeral oval</p>
	<p>25.</p> <p>"Stort brud i luft over gavltag"</p>	<p>Spot over the roof in the air in vest</p>
	<p>26.</p> <p>"Plet i luft over vestlige del af hus"</p>	<p>Fog over the roof in ? east ?</p>





	<p>27.</p> <p>"Hage på K i Vest"</p>	<p>Hook om K in west</p>
	<p>28.</p> <p>"2.R og K i Vest forbundet til ramme"</p>	<p>Conection to the frame from K and R in West</p>
	<p>29.</p> <p>"Hak i ramme over K i Vest"</p>	<p>Spoy over K in West</p>

	<p>30.</p> <p>"Hvid plet på E's midtstreg i Vest"</p>	<p>White dot om E in the mitle in West</p>
	<p>31.</p> <p>"Hvid "hale" på 1.R i Øst"</p> <p>like West?</p>	<p>White "tale" on the first R in ? East – it looks like the first R in West?</p> <p>Look</p>
	<p>32.</p> <p>"Plet i 2.R i Vest"</p>	<p>Dot in second R in West</p>

		<p>33. "F i Vest forbundet til ramme"</p>	<p>F in West connected with the frame</p>
		<p>34. "Hvid plet i SØ-blomst" look like SV</p>	<p>White spot in the SouthEast flower. It looks like SW?</p>
		<p>35. "Brud i luft t.v. for kvist i gavltag"</p>	<p>Breck in the left in the air</p>
		<p>36 "Plet t.v. for gavlvinduer på 1. sal" Mursten i facaden</p>	<p>Briks in the right facade</p>

	<p>39.</p> <p>"Lille plet ud for 2.R i Øst" (længere inde end pos. 23)</p>	<p>Litle – verry litle – dot in front of the second R – different form pos. 23?</p>
---	--	---

	<p>40. "8 i stedet for 9 prikker øverst t.v. på bygning"</p>	<p>8 insted og 9 dots – see the next one.</p>
	<p>41. "8. prik over øverste vinduer t.v. mangler, også 4. prik i gruppen ved siden af"</p>	<p>The 8th dot left and th 4th dot next missing</p>
	<p>42. "5 prikker mangler over vinduer i Vest"</p>	<p>5 dots over the windows missing</p>
	<p>43. "Brud i 4. vindue på 2.sal t.h. for indgang"</p>	<p>Breck in the 4th window on second floor right of the entrance.</p>

References

Orla Nielsen: IslandsKontakt

www.graungaard.dk